

ERGOSTEEL

Inset sinks and mixer taps



▽△
GRANBERG



CONTENT

Inset sink Granberg ES10 - 44,1 cm	5
Inset sink Granberg ES11 - 49,6 cm	6
Inset sink Granberg ES12 - 54,0 cm	7
Inset sink Granberg ES15 - 76,6 cm	8
Inset sink Granberg ES20 - 61,6 cm	9
Inset sink Granberg ES25 - 97,1 cm	10
Inset sink Granberg ES30 - 76,6 cm	11
Inset sink Granberg ES35 - 120,6 cm	12
Sink accessories	13



ES10

For cabinet size:
400 mm

Outer dimensions:
441 x 496 mm



ES20

For cabinet size:
600 mm

Outer dimensions:
616 x 496 mm



ES11

For cabinet size:
500 mm

Outer dimensions:
500 x 496 mm



ES25

For cabinet size:
600 mm

Outer dimensions:
971 x 496 mm



ES12

For cabinet size:
600 mm

Outer dimensions:
540 x 440 mm



ES30

For cabinet size:
800 mm

Outer dimensions:
766 x 496 mm



ES15

For cabinet size:
400 mm

Outer dimensions:
766 x 496 mm



ES35

For cabinet size:
800 mm

Outer dimensions:
1206 x 496 mm



Our inset sinks are either undermounted to the top board or inset from above. The inset sinks are manufactured in 0.8 mm, smooth stainless steel.



The inset sinks are equipped with shallow sink bowls, adapted for sitting work.



The sink bowls are available in different sizes and combinations.



Inset

A hole is sawn in the worktop and the inset sink is put in position from above. The inset sink is then fastened underneath with fittings while the outer edge lies on top of the board. This method is suitable for all types of worktop materials except natural stone. The hole is made on the spot by a fitter.

Undermounted

A hole with an edge is milled out in the worktop from below. The inset sink is then glued on from underneath. The thickness of the visible material above the sink varies depending on whether this is done in laminate, wood or acrylic stone. Supplied assembled from the factory.



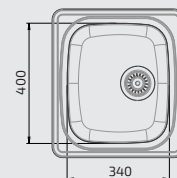
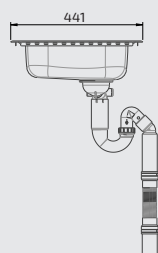
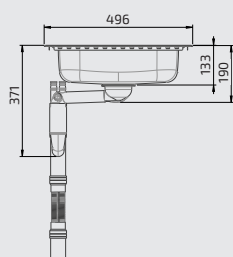
 Inset  Undermounted



**Inset sink
Granberg ES10 - 44,1 cm**

- For cabinet size: 400 mm
- Height of the sink bowls: 120 mm
- Outer dimensions: 441 x 496 mm
- Dimensions of sawn-out hole: 415 x 474 mm
- Plate thickness: 0.8 mm, brushed stainless steel
- Mounting: Inset or undermounted
- Heat insulation pad at the underside
- Incl. basket valve and water lock with flexible drain hose

618ES10-044





Inset



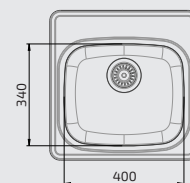
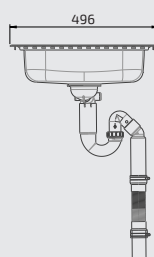
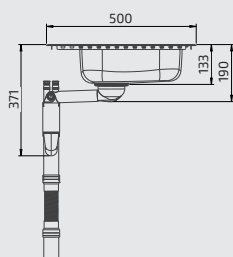
Undermounted



**Inset sink
Granberg ES11 - 49,6 cm**

- For cabinet size: 500 mm
- Height of the sink bowls: 120 mm
- Outer dimensions: 500 x 496 mm
- Dimensions of sawn-out hole: 480 x 474 mm
- Plate thickness: 0.8 mm, brushed stainless steel
- Mounting: Inset or undermounted
- Heat insulation pad at the underside
- Incl. basket valve and water lock with flexible drain hose

618ES11-050





Inset



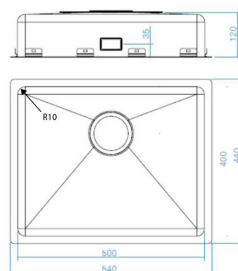
Undermounted



**Inset sink
Granberg ES12 - 54,0 cm**

- For cabinet size: 600 mm
- Height of the sink bowl: 120 mm
- Outer dimensions: 540 x 440 mm
- Plate thickness: 1.2 mm, brushed stainless steel
- Mounting: Inset or undermounted
- Heat insulation pad at the underside (delivered unmounted)
- Incl. basket valve and water lock with flexible drain hose

618ES12-054





Inset



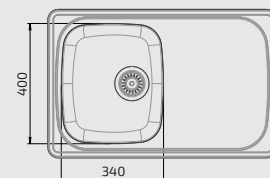
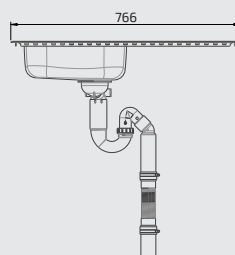
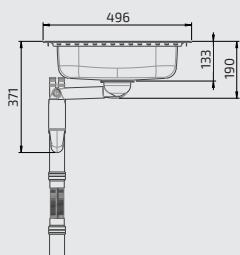
Undermounted



**Inset sink
Granberg ES15 - 76,6 cm**

- For cabinet size: 400 mm
- Height of the sink bowls: 120 mm
- Outer dimensions: 766 x 496 mm
- Dimensions of sawn-out hole: 740 x 474 mm
- Plate thickness: 0.8 mm, brushed stainless steel
- Mounting: Inset or undermounted
- Heat insulation pad at the underside
- Incl. basket valve and water lock with flexible drain hose
- Reversible, for right or left

618ES15-077





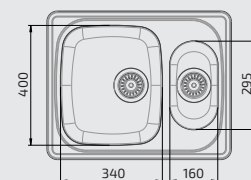
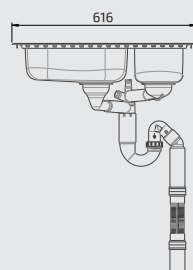
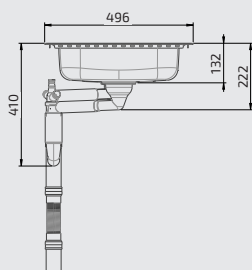
 Inset  Undermounted



**Inset sink
Granberg ES20 - 61,6 cm**

- For cabinet size: 600 mm
- Height of the sink bowls: 120 mm
- Outer dimensions: 616 x 496 mm
- Dimensions of sawn-out hole: 590 x 474 mm
- Plate thickness: 0.8 mm, brushed stainless steel
- For inset fitting or undermounting
- Heat insulation pad at the underside
- Incl. basket valve and water lock with flexible drain hose
- Reversible, for right or left

618ES20-062





Inset



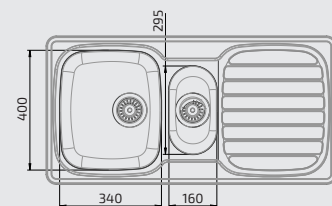
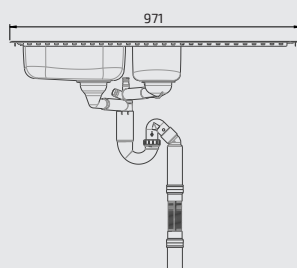
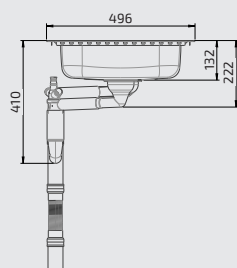
Undermounted



**Inset sink
Granberg ES25 - 97,1 cm**

- For cabinet size: 600 mm
- Height of the sink bowls: 120 mm
- Outer dimensions: 971 x 496 mm
- Dimension of sawn-out hole: 945 x 474 mm
- Plate thickness: 0.8 mm, brushed stainless steel
- Mounting: Inset or undermounted
- Heat insulation pad at the underside
- Incl. basket valve and water lock with flexible drain hose
- Reversible, for right or left

618ES25-097





Inset



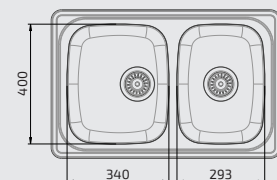
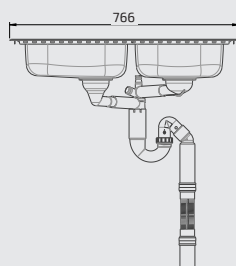
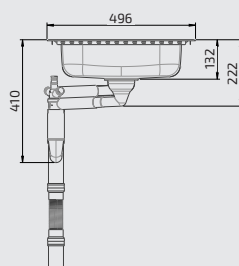
Undermounted



**Inset sink
Granberg ES30 - 76,6 cm**

- For cabinet size: 800 mm
- Height of the sink bowls: 120 mm
- Outer dimensions: 766 x 496 mm
- Dimension of sawn-out hole: 740 x 474 mm
- Plate thickness: 0.8 mm, brushed stainless steel
- Mounting: Inset or undermounted
- Heat insulation pad at the underside
- Incl. basket valve and water lock with flexible drain hose
- Reversible, for right or left

618ES30-077





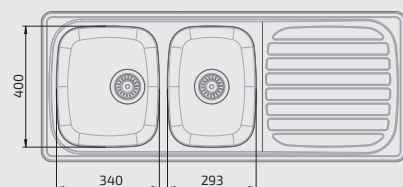
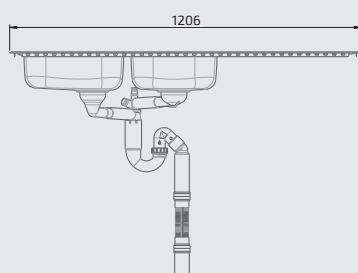
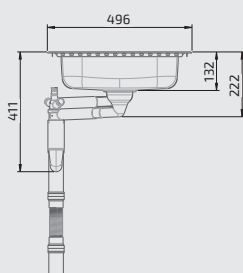
 Inset  Undermounted



**Inset sink
Granberg ES35 - 120,6 cm**

- For cabinet size: 800 mm
- Height of the sink bowls: 120 mm
- Outer dimensions: 1206 x 496 mm
- Dimensions of sawn-out hole: 1180 x 474 mm
- Plate thickness: 0.8 mm, brushed stainless steel
- Mounting: Inset or undermounted
- Heat insulation pad at the underside
- Incl. basket valve and water lock with flexible drain hose
- Reversible, for right or left

618ES35-121





Chopping board for sink bowl 293x400 mm

Chopping board placed over sink bowl to provide food preparation surface/cutting board.

Suitable for sink bowls sized 293x400 mm.

Made from cultivated teak

618-025



Chopping board for sink bowl 340x400 mm

Chopping board placed over sink bowl to provide food preparation surface/cutting board.

Fits sink bowls sized 340x400 mm.

Made from cultivated teak

618-026



Wire basket for sink bowl 340x400 mm

Wire basket that can be used as a drainer. Fits sink bowls sized 340x400 mm.

Made of white plastic-coated wire.

618-024



Cutlery box for rinsing bowl 160x295 mm

Cutlery box that fits rinsing bowl sized 160x295 mm.

Made from white plastic.

618-023



Rinsing bowl for sink bowl 160x295 mm

Rinsing bowl that fits sink bowls sized 160x295 mm.

Made from white plastic.

618-027



Washing-up liquid dispenser

Pump for washing-up liquid.

Requires hole to be made in sink.

618-022



Strainer package for sinks

The package contains:
1 rubber plug
2 strainers
2 spacers

618-020

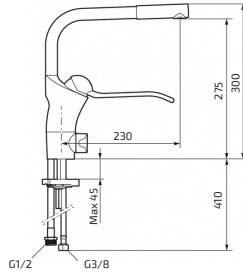


Rotary valve for sinks

With a rotary valve, the drain is closed with a lever that is recessed into the sink.

Requires hole to be made in sink.

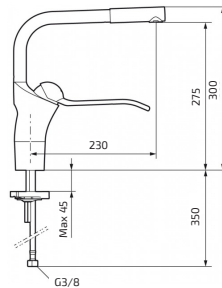
618-021



FMM - Granberg's mixer tap

Incl. dishwasher closure
Length of lever, 190 mm
Height of spout, 300 mm

60210



FMM - Gransberg's mixer tap

Excl. dishwasher closer
Length of lever, 190 mm
Height of spout, 300 mm

60211



Flexible water hoses 2-pack

In combination with the worktop lift, water hoses provide flexible water connection.

Length, 500 mm, connection R15 (1/2")

61800



Flexible drain hose

In combination with the worktop lift, drain hoses provide flexible drain connection.

The hose is included with our sinks.

Drain hose:
Length, 200 - 650 mm
Diameter at connection, 50 mm

61801





GRANBERG INTERIOR AB

Importgatan 30
602 28 Norrköping
Sweden
Tel: +46 (0)11-19 77 50
Email: info@granberg.se
Internet: www.granberg.se

GRANBERG UNITED KINGDOM

Bellamy House Winton Road
Petersfield, Hampshire GU32 3HA
United Kingdom
Tel: +44 (0)800 0470 027
Email: info@granberg-uk.co.uk
Internet: www.granberg-uk.co.uk

SINCE 1870

